

# SHORESCAPING LAKE WYLIE

A shorescape is a landscaped shoreline that uses attractive, native, plants to protect and beautify the waterfront. A well designed shorescape:

Decreases shoreline erosion, enhances water quality, and provides solutions for invasive weeds and wildlife management.

Can serve as a waterfront garden that improves the appearance of shorelines and adds value to the property.



## What Can You Do?

- \* Plant trees in Fall and Spring.
- \* Cut back and harvest the plant crowns once each year prior to growing season.
- \* Group plants in a naturalistic way.
- \* Plant for future growth and leave space for filling out.
- \* Weed control is best done by hand.
- \* If herbicides or pesticides are necessary, use herbicides labeled for aquatic use.
- \* Choose a diversity of plant types and sizes: include ground covers, grasses, flowering perennials, shrubs and trees.
- \* When purchasing plants, check the scientific names and match them to Native plant recommendations listed at <https://tinyurl.com/y9nvuc8q> or Clemson Carolina Yards Plant Database see examples below.
- \* Pay attention to the directions that come with the plant (sun/shade, soil moisture requirements etc.).
- \* Plant close together for less potential weed invasion to the shorescape.
- \* Create a no-mow area around the water's edge 30 ft. or more.
- \* Avoid pipes or stormwater conveyances that will be blocked by planting.
- \* Mowed or cut plant material should not be left in place or allowed to wash into the water.





## Learn More

### For More Information

Lake Wylie Marine Commission  
[www.lakewyliemarinecommission.com](http://www.lakewyliemarinecommission.com)  
 Share your pictures with us [@lakewyliemc](https://twitter.com/lakewyliemc)

### Local Native Plant Nurseries

Carolina Wild	Anderson, SC
Native Plant Nursery	Burnsville, NC
Carolina Wetland Services Inc.	Charlotte, NC

Where to plant	Type of plant	Common name	Species name	Image
At the water line	Herbaceous perennial	Pickerelweed	Pontederia cordata	
At the water line	Perennial grass	Soft Rush	Juncus effusus	
On the slope	Annual	Swamp Sunflower	Helianthus angustifolius	
On the slope	Deciduous shrub	Buttonbush	Cephalanthus occidentalis	
Upland of slope	Live stake tree species	Black Willow	Salix nigra	